Thai SOLT I
Module 1 Lesson 3



Describing Your Surroundings

At the end of this lesson, the students will learn about describing surroundings. Under this Terminal Learning Objective the students will be able to:

1. **Describe one's surroundings.** This task will include:
   - Describe building structure
   - Name furniture items
   - Describe a place or location

2. **Identify colors of objects**. This task will include:
   - Name colors
   - Ask and answer questions about objects

3. **Express quantities up to 20.** This task will include:
   - Count from 0 to 20
   - State ages
   - State license plate number.

Describe One's Surroundings

Tip of the Day

In English, adjectives are preceding the nouns they modify but in Thai they are placed after the nouns they modify.

Lesson Scenario

Major Nelson is visiting a Thai military base in Lop Buri Province. Private Sompong is taking him on a tour in the base.

Major Nelson:	**นี่ตึกอะไร**
Private Sompong:	**นี่โรงเรียน และนี่ห้องเรียนครับ**
Major Nelson:	**มีอะไรอยู่ในห้องเรียนบ้าง**
Private Sompong::	**มีกระดานดำ โต๊ะ เก้าอี้ และชั้นวางหนังสือครับ**
Major Nelson:	**มีนักเรียนกี่คน**
Private Sompong:	**มีนักเรียนสิบคนและครูหนึ่งคนครับ คนที่ใส่เสื้อสีเทาคือครูครับ**
Major Nelson:	**ในตึกนี้มีห้องเรียนทั้งหมดกี่ห้อง**
Private Sompong:	**มีทั้งหมดเจ็ดห้องครับ ถัดจากห้องเรียนเป็นห้องครู มีสนามฟุตบอลอยู่หน้าโรงเรียน**

Major Nelson:	What is this building?
Private Sompong:	This is a school. Here is a classroom.
Major Nelson:	What is in the classroom?
Private Sompong:	There are blackboards, desks, chairs and bookshelves in the classroom.
Major Nelson:	How many students are there?
Private Sompong:	There are ten students and one teacher. The one in a gray shirt is the teacher.
Major Nelson:	How many classrooms are in this building?
Private Sompong:	There are seven classrooms all together. Next to the classrooms is an office and there is a football field in front of the school building.

Exercise 1 (Pair Work)
The situation is that you are driving with your counterpart through an area in Korat and you are surprised to see a huge complex. You are interested in it and ask your partner what types of buildings these are by following the example below. Then substitute the underlined with the words given below and reverse roles afterwards, so that both students get the opportunity to ask and respond to the query.

Example:

A: นั่นอะไรครับ
B: นั่น<u>โรงเรียน</u>ครับ

1. บ้าน
2. ห้องเรียน
3. อพาร์ตเมนท์
4. ศูนย์การค้า
5. ห้องครู
6. สนามฟุตบอล

Exercise 2 (Pair Work)
Students will remain in the pair groupings from the last activity. The situation is that you are both still in Korat. You would like to know more about buildings you have seen. Ask your partner what kind of building it is and how many floors the building has. Referring to the information in the table below, your partner will give the appropriate answer. Reverse roles so that both members can ask and respond to the queries.

Example:

A: นั่นอะไรครับ
B: นั่นโรงเรียนครับ
A: มีกี่ชั้นครับ
B: มีสามชั้นครับ

Type of Building	Number of Floors
บ้าน	3
วัด	1
อพาร์ตเมนท์	15
ศูนย์การค้า	9
โรงแรม	20
ธนาคาร	5

Exercise 3
What do you see around you?



Look around you and write down the objects you see in Thai and report to the class.

Exercise 4
Students will work together as a team to decide what items of furniture are in the pictures. Afterwards, they will select one image and create a story of what they see and relay it to the class. The class members must guess which picture is being described. The activity will continue until all pairs have had the chance to provide a description





Exercise 5 (Pair Work)
The scenario is that it is important to be able to look at a layout of a room or building and describe it to fellow team members. Each pair will enter the classroom individually. They will have several minutes to scan the classroom and determine which objects are there and where they are located. Afterwards, they will draw a sketch of the room and depict the location and nature of the objects. When each pair has had their chance, pairs will report to the class on what they determined was the correct layout. The instructor will officiate.

Exercise 6 (Pair Work)
The task is to reinforce the ability to ask and describe objects and locations. Using the information from the previous activity, each pair will practice asking and answering queries about the locations of objects.

Example:

Situation: A pencil is on the desk.

A: ดินสออยู่ที่ไหน
B: ดินสออยู่บนโต๊ะ

Situations:

(1) The coffee cup (ถ้วยกาแฟ) is on the table (โต๊ะ).
(2) The book (หนังสือ) is under (ใต้) the table.
(3) The hat (หมวก) is on the chair (เก้าอี้).
(4) The money (เงิน) is in (ใน) the pocket (กระเป๋า).

Exercises 7 (Pair Work)
The task is to reinforce your knowledge of location terms. You ask your partner where the bag is in relation to the chair. Looking at each picture, your partner answers the question.

Example: (on the chair)

A: กระเป๋าอยู่ที่ไหน
B: กระเป๋าอยู่บนเก้าอี้

(1)



(2)



(3)



Exercise 8
Look at the floor plan of an apartment that belongs to Jim Wilson, a Sergeant in the US Army and then label it in Thai.

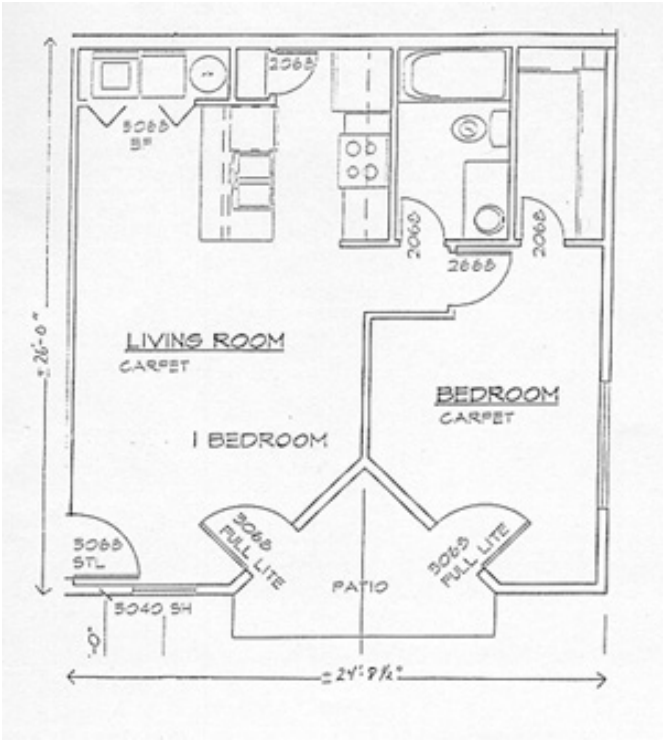

Identify Colors of Objects

Tip of the day



The Thai flag symbolizes the Kingdom's Three Pillars. There are three colors on it: Red, White and Blue. The White color represents Religion, the Red represents the Nation and the Blue represents the Monarchy.

สีขาว	สีเหลือง	สีแทน	สีส้ม	สีแดง	สีชมพู

สีม่วง	สีน้ำเงิน	สีฟ้า	สีเขียว	สีน้ำตาล	สีเทา	สีดำ

Exercise 9
Name the color of each flower according to the pattern below:

Example:

A: นี่อะไรครับ
B: นี่ดอกไม้ครับ
A: สีอะไรครับ
B: สีส้มครับ

1.



2.



3.



4.



5.



6.



Exercise 10 (Pair Work)
The situation is that you are developing the facility to provide more detailed descriptions of objects. You ask your partner what the object is in each picture and what color it is. Your partner responds appropriately. Reverse roles

Example:



A: นี่อะไรครับ
B: นี่กล้วยครับ
A: สีอะไรครับ
B: สีเหลือง

(1) 

(2) 

(3) 

(4) 

Exercise 11
The situation is that you are at a grocery store with your counterpart. You want to practice your ability to describe items. He is willing to play along. In the store, there are apples, strawberries, grapes, kiwis, oranges, and watermelons. You ask your partner to describe the fruits using the appropriate colors. Then you have to guess the correct fruit. Reverse roles so that both can ask and describe.

Example:

A: **แอปเบิ้ลสีอะไร**
B: **สีเขียว สีเหลือง และสีแดง**

Express Quantities up to 20

Tip of the Day

The Thai people count on their fingers in the following manner: the index finger – 1, the index plus the middle – 2, plus the ring finger – 3, plus the little finger – 4, plus the thumb (with open palm) – 5.

Counting from 0 to 20

	Thai Number	
0	๐	ศูนย์
1	๑	หนึ่ง
2	๒	สอง
3	๓	สาม
4	๔	สี่
5	๕	ห้า
6	๖	หก
7	๗	เจ็ด
8	๘	แปด
9	๙	เก้า
10	๑๐	สิบ
11	๑๑	สิบเอ็ด *
12	๑๒	สิบสอง
13	๑๓	สิบสาม
14	๑๔	สิบสี่
15	๑๕	สิบห้า
16	๑๖	สิบหก
17	๑๗	สิบเจ็ด
18	๑๘	สิบแปด
19	๑๙	สิบเก้า
20	๒๐	ยี่สิบ *

*See Grammar Note number 1.

Exercise 12 (Pair Work)
Students will practice counting from 0 to 20. Students will take turns writing numbers in Thai on a piece of paper and give it to his/her partner to tell the class what the number is.

Exercise 13
Students will practice counting from 0 to 20 by counting forward 0 to 20 several times, doing a round-robin (one student starts with 0, his neighbor says 1, his neighbor continues, etc.) Since classes are small, every student gets to say several different numbers. If time permits, count backward, even or odd numbers.

Exercise 14
The instructor will read some numbers in context. Students are to write down the number(s) mentioned as soon as they hear it.

Exercise 15 (Pair Work)
Working together as a team, partners will listen as the instructor reads a list of names and determine the ages of the following people.

1. สมพงษ์		5. มะลิ	
2. สามารถ		6. สุชาติ	
3. นวลศรี		7. สุภา	
4. สุนทร		8. อาภรณ์	

Exercise 16 (Pair Work)
The task is to develop more skills in identifying objects with quantities. Students will alternate turns in asking and responding to questions concerning the number of objects in the pictures.
Example:



A: มีมะเขือเทศทั้งหมดกี่ลูก
B: มีทั้งหมดสองลูก

(1)





(3)



(4)



Exercise 17 (Pair Work)
The situation is that during an informal discussion with your counterpart, he shares that he has a teenage daughter. You are proud of the fact that you have three daughters of your own. You decide to show him a picture of your daughters and he asks you questions concerning them. Reverse roles so that both partners have the opportunity to ask and respond to age-related questions.

Example:

A: ลูกคุณอายุเท่าไร

B: สี่ขวบ, เจ็ดขวบ และ สิบขวบครับ



Exercise 18
Your instructor will read a list of license plate numbers. Listen carefully and select the correct answer.

(1)
(a) กง ๒๓๐๑
(b) ภน ๓๓๐๑
(c) ถง ๓๒๐๑
(d) กน ๒๓๐๑

(2)
(a) ขฮ ๗๐๕๘
(b) ผห ๕๗๘๐
(c) ฟอ ๗๕๘๐
(d) พอ ๘๕๗๐

(3)
(a) ชป ๑๕๔๙
(b) ฉป ๑๔๕๙
(c) ฉบ ๑๕๕๙
(d) จพ ๑๔๔๙

(4)
(a) ฝม ๓๘๐๕
(b) ผน ๒๘๕๐
(c) พม ๓๘๕๐
(d) ฟน ๒๘๔๐

(5)
(a) คท ๗๖๑๓
(b) ขต ๓๖๑๓
(c) ฆต ๗๖๓๑
(d) คถ ๗๖๑๗

1. Thai numbers

Thai numbers of more than one digit are systematically formed. For example, 10 and 2 are combined to form 12, 3 and 10 are combined to form 30. The only exceptions are numbers between 11 and 91 that end in one (21, 31, etc.), and the number 20. These numbers are formed somewhat differently. In this case, **เอ็ด** is used in place of **หนึ่ง**, which is the regular word for one. For number twenty, **ยี่** is used in place of **สอง**, which is used in all other cases.

Exercise 1
Say the following numbers in Thai and write them down in Thai numbers

1. 11 _____
2. 16 _____
3. 10 _____
4. 8 _____
5. 20 _____

2. Classifiers

A classifier is a must in Thai whenever a noun and a number are used together. All Thai nouns do have their own classifiers, and we will put them in this order: noun + number + classifier.

Example:

บ้านสามหลัง	=	Three houses
เด็กสี่คน	=	Four children
โต๊ะหกตัว	=	Six tables

Exercise 2
Rewrite the following phrases in a correct order.

1. ห้าคนครู _____
2. หลังบ้านห้า _____
3. ตัวสิบเอ็ดเก้าอี้ _____
4. ยี่สิบลูกส้ม _____
5. หนังสือเล่มเจ็ด _____

List of classifiers commonly used

Classifier	For
คน	human beings
หลัง	houses
ห้อง	rooms
อัน	small objects and things in general
เล่ม	books, magazines
กล่อง	box
แก้ว	glass
ถ้วย	cup
ขวด	bottle
กระป๋อง	can
แผ่น	flat objects: sheets of paper, board, etc.
ใบ	round and hollow objects: hats, cups, eggs, fruits, tickets, leaflets, etc.
คู่	pairs of people, animals, things, articles.
คัน	automobile
แท่ง	pens, pencils
etc.	

3. กี่ . . .

It means "how many . . ." and is considered a number-like word in Thai. Hence, it requires a classifier to go with it. The formula for the use of กี่ is: noun + กี่ + classifier. However, if the noun and the classifier are identical, the noun is usually omitted.

Example:	นักเรียนกี่คน	=	How many students?
	(ห้อง)กี่ห้อง	=	How many rooms?
	(ชั้น)กี่ชั้น	=	How many floors?

Exercise 3
How would you say the following phrases in Thai?

1. How many bananas? _____
2. How many people? _____
3. How many chairs? _____
4. How many books? _____
5. How many teachers? _____

3. . . . นี้

This word is an adjective meaning "this." It cannot be used as a noun as in English. When using this word, a noun and its classifier are always required. If the noun and its classifier are identical or the classifier is understood, the noun may be dropped.

Example:	เด็กคนนี้	=	this child
	(ห้อง)ห้องนี้	=	this room
	บ้านหลังนี้	=	this house

Exercise 4
Translate the following phrases into Thai.

1. This school _____
2. This teacher _____
3. This student _____
4. This building _____
5. This banana _____

5. Use of " ที่ "

This is a relative pronoun meaning either "that, which, who, whom," or "where."

Example:	**หนังสือที่คุณมี**	=	the book that you have.
	รถที่คุณขับ	=	the car which you drive.
	นักเรียนที่อยู่ในห้อง	=	the student who is in the room.
	ครูที่คุณเห็น	=	the teacher whom you see.

Exercise 5
Translate the following phrases into Thai.

1. The bananas that I see _____
2. The school where I study _____
3. The teacher who drives _____

6. บ้าง

As a noun this word means "some."
Example:

ผมมีบ้าง	=	I have some.

Used to modify the object in an interrogative sentence, this word implies plurality.

Example:

ลูกคุณชื่ออะไรบ้าง	=	What are the names of your children?
คุณมีอะไรบ้าง	=	What (some things) do you have?

กระดานดำ	blackboard
กระเป๋า	bag, purse
กี่	how many
เก้าอี้	chair
ขวบ	classifier for "year" when speaking of children's age
ของ	thing
ข้าง (ๆ)	beside
(ข้าง)หน้า	in front of
(ข้าง)หลัง	back, behind
คน	classifier of human beings
ครู	teacher
คัน	classifier for car
เงิน	money
ชั้น	classifier for floor of a building
เด็ก	children (as opposed to adult only)
ดินสอ	pencil
ตรงกันข้าม	opposite to, across from
ตัว	classifier for animal, things with legs
ติดกับ	next to
ตึก	building
โต๊ะ	table, desk
ใต้	under
ถัดจาก	next to
ทั้งหมด	all
ที่	relative pronoun: that, which, where, what, who,
ที่นี่	here
เท่าไร	how much
นักเรียน	student
นั่น	that is . . ., those are . . .
นี่	this is . . ., these are. . .
นี้	this
ใน	in
บน	on
บ้าง	some (see Grammar Notes)
บาท	baht
บ้าน	house
ใบ	classifier for round objects, fruits
ฝาผนัง	wall (of a building)
มี	has, have, there is. . ., there are. . .

รถ	car
รองเท้า	shoes
โรงเรียน	school
ลูก	offspring, classifier for round object, fruits
เลขทะเบียนรถ	license plate
เล่ม	classifier for books, magazines etc.
และ	and
เสื้อ	shirt, blouse
เสื้อผ้า	clothes
หนังสือ	books
หลาย	several
ห้อง	room, classifier for room
ห้องเรียน	classroom
เห็น	see
อายุ	age

Supplementary Vocabulary	
กล้วย	banana
ไข่	egg
คอมพิวเตอร์	computer
โคมไฟ	lamp
ชั้นวางหนังสือ	bookshelf
โซฟา	sofa
ดอกไม้	flower
ต้นไม้	tree
ตุ๊กตา	doll
ตู้เสื้อผ้า	closet
เตียง	bed
ถ้วยกาแฟ	coffee cup
ทีวี (โทรทัศน์)	TV
โทรศัพท์	telephone
ธนาคาร	bank
นาฬิกา	clock, watch
น้ำทะเล	sea water
ผัก	vegetable
เฟอร์นิเจอร์	furniture
มะเขือเทศ	tomato
รูป	picture
ลูกเทนนิส	tennis ball
ลิ้นชักใส่เสื้อผ้า	dresser

วัด	temple
ศูนย์การค้า	shopping center
สนามฟุตบอล	football field
ส้ม	orange
สเตริโอ	stereo
ห้าง (สรรพสินค้า)	department store
ห้องนอน	bedroom
ห้องครัว	kitchen
ห้องรับแขก	living room
อพาร์ตเมนท์	apartment
แอปเปิ้ล	apple

In Thailand number 9 means a step or progress. Thai people believe that number 9 will bring them good luck in life. Whenever there is an important function or ceremony such as a wedding, the Thais will try to have it on the day or month which has number nine in it such as the 9th day or the 9th month. If it is possible, they might consider the 9th hour and 9th minute. It can be 9, 19, 29 and etc.

Activity 1
Someone has put the wrong labels under the colors on the pallet below. Correct the mistakes: first write down the correct label and cross out the incorrect word. After that, write your own sentences using these colors.

Example: เสื้อผมสีขาว

สีขาว	สีดำ	สีแดง	สีน้ำเงิน	สีฟ้า
เ				
สีเขียว	สีส้ม	สีไข่ไก่	สีเหลือง	สีม่วง

Activity 2
Listen to the instructor read the following colors in Thai and match them with the correct colors.

(1)
(2)
(3)
(4)
(5)
(6)
(7)
(8)
(9) ่
(10)

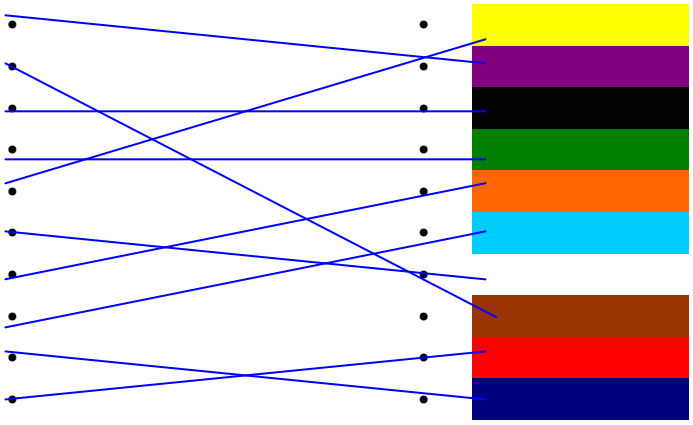

Activity 3
The instructor will read the following text. Listen to it carefully and answer the questions regarding the text. Before you hear the text, your instructor will go over these vocabulary items.

วัด	temple
ร้านหนังสือ	bookstore
ธนาคาร	bank
ห้าง(สรรพสินค้า)	department store

It would be helpful to draw a simple map on a piece of paper as you listen to the text.

(1) Where is this person?

(a) in front of a bank
(b) at the back of the temple
(c) in front of the temple
(d) inside the department store

(2) What is located next to the temple?

(a) a bookstore
(b) a bank
(c) a department store
(d) this person's house

(3) Where is the department store located?

(a) next to the temple
(b) behind the bank
(c) next to the bank
(d) in front of the bank

(4) How many story buildings has the deaprtment store?

(a) 3 story buildings
(b)10 story buildings
(c) 2 story buildings
(d) 5 story buildings

(5) What is incorrect according to the paragraph?

(a) a person is standing in front of the temple.
(b) department store is located next to the bank.
(c) a bookstore is located next to the temple.
(d) a bank is located in front of the bookstore

Activity 4 (Pair Work)
The situation is that **สุดา** is moving into a new apartment and in order to organize all her belongings she has made a list of where each item is to be placed. Justin is helping her to make a list. You become **สุดา** and your partner becomes Justin. Looking at the list of items, Justin asks where each item is placed and writes it down next to the item name. Before you start the activity, go over the item names with the instructor.

Example:

A: **เตียงอยู่ที่ไหน**
B: **ในห้องนอน**

Items	Where
โซฟา	**ที่นั่น**
ทีวี	**ข้างโต๊ะ**
เก้าอี้	**ติดกับโต๊ะ**
คอมพิวเตอร์	**บนโต๊ะ**
โทรศัพท์	**ข้างโซฟา**
โคมไฟ	**ข้างคอมพิวเตอร์**
ชั้นวางหนังสือ	**ข้างทีวี**
ลูกเทนนิส	**ที่นี่**
รองเท้า	**ในตู้เสื้อผ้า**
เสื้อผ้า	**ในตู้เสื้อผ้า**
กระเป๋า	**ในห้องนอน**
นาฬิกา	**ในห้องนอนและบนฝาผนัง**
สเตริโอ	**ข้างโทรศัพท์**
ลิ้นชักใส่เสื้อผ้า	**ข้างเตียง**
รูป	**บนทีวี**

Activity 5 (Group Work)
The class will be divided into groups of three. The scenario is that you (**สมศักดิ์**) are sharing an apartment with 2 other people, **บด**, and **พรชัย**. Today you and your roommates decided to clean up the apartment. You do not know to whom which object belongs. Using the names of common objects, take turns in asking your partners questions so that you will know who is the most responsible for the mess.

Example:

A: **เสื้อตัวนี้ของใคร**
B: **ของคุณพรชัย**

Activity 6 (Pair Work)
The scenario is that you have been put in charge of checking the inventory items in the warehouse. Your partner will play the role of the warehouseman that knows where everything is. Go down your checklist and reverse roles so that both partners experience the joy of inventory!

Example:

A: **มีโต๊ะทั้งหมดกี่ตัว**
B: **มีทั้งหมดสิบแปดตัว**

เก้าอี้	3
เตียง	6
คอมพิวเตอร์	8
โทรศัพท์	4
ทีวี	10
นาฬิกา	8
โซฟา	5
โคมไฟ	11
ชั้นวางหนังสือ	9
ลูกเทนนิส	18

Activity 7
The following article contains information concerning objects in a classroom. Read the following article and answer the questions.

ในห้องนี้มีนักเรียนทั้งหมดเก้าคน มีกระดานดำสองอันอยู่ในห้องเรียน
มีกระเป๋าแปดใบ
อยู่ข้างโต๊ะในห้องเรียน มีเก้าอี้ทั้งหมดสิบเจ็ดตัว

(1) How many students are in the classroom?

(2) How many bags are there?

(3) How many blackboards are in the classroom?

(4) Where are bags located in the classroom?

(5) How many chairs are in the classroom?

Activity 8
Give an appropriate classifier for the following nouns.

(1) 5 apples

(2) 3 students

(3) 8 people

(4) 2 books

(5) 6 shirts

Activity 9
Using the ages given, write appropriate responses to the following questions.

(1) **ลูกชายคุณอายุเท่าไร** (22 years old)

(2) **นักเรียนคนนั้นอายุเท่าไร** (18 years old)

(3) **ลูกคุณนวลศรีอายุเท่าไร** (14 years old)

(4) **ลูกชายครูอายุเท่าไร** (20 years old)

(5) **ลูกสาวนักเรียนคนนั้นอายุเท่าไร** (7 years old)

Activity 1
Your instructor will read the following short paragraph. Listen to the paragraph and answer the following questions.

(1) Where is Suda's house?
(2) How many shopping centers do they have in that area?
(3) Name three things that are sold at the shopping center.
(4) What is located opposite to the shopping center?
(5) Where is the bookstore?

Activity 2 (Pair Work)
The scenario is that you and your counterpart are watching the launch of the space shuttle on TV. He is excited about the event. Do the countdown together from 10 to 0.

Activity 3 (Pair Work)
The scenario is that you have moved into a new apartment. You are sharing the apartment with another person. One student will play the role of Joseph Wilson and the other student will play the role of **สันติ**. Each student will draw a plan of the imaginary apartment that they are going to live in and mark the areas where he would place furniture. Label the furniture. Describe the colors. The partners compare their plans and report to the class on what they agreed. When each pair is reporting to the class, other students will take notes. Then they fill out the following table.

Typical size of the apartment: how many rooms (what kind of rooms)	
The most popular furniture item	
The most popular color	

Activity 4
Random numbers 1-20. The instructor will put a box on the table with index cards containing numbers one through twenty. The cards are placed upside down. Each student will pull out a card, read it aloud to the rest of the class and write it on the other side of the card in Thai. He or she keeps the number until everyone picks the cards. After all the students received their numbers, they make a formation starting with the smallest number up to the highest.

Activity 5
Lottery game. Look at the chart and cross out six numbers. The instructor will pull out the numbers from a hat and read them to you in Thai. Are there any winners? Repeat the activity several times.

1	2
3	4
5	6
7	8
9	10
11	12
13	14
15	16
17	18
19	20

Activity 6 (Pair Work)
You are in the building of a Thai-American company. A security guard tells you that in order to go up to see someone in the office you need to give him/her the following information: your name, age, phone number and car license number (เลขทะเบียนรถ). Your partner will play the role of the security guard and will write all the details down. Check his/her notes to see if all the number are written correctly and report to the class. Reverse the role.

Activity 7
Experiential learning. The whole class will go outside to a parking lot with the instructor. Look at the cars and write down the colors and license plate numbers of at least five cars. Return to class and compare your notes with the rest of the group. Put your findings on the board.

Activity 1
The following passage contains information concerning the description of a structure. Listen carefully and answer the questions.

(1) On which floor does the speaker live?
- (a) 1st floor
- (b) 2nd floor
- (c) 5th floor
- (d) 6th floor

(2) How many stories does this building have?
- (a) 3
- (b) 5
- (c) 2
- (d) 10

(3) How many rooms are in the apartment?
- (a) 2
- (b) 5
- (c) 13
- (d) 20

(4) What color is the apartment building?
- (a) yellow
- (b) blue
- (c) white
- (d) green

Activity 2
The following is the directory of a department store. Describe in Thai what is located on each floor.

1st floor --- computers, shoes
2nd floor --- women's clothing, bags
3rd floor --- men's clothing, children's clothing
4th floor --- furniture, TV

Activity 3
The following text contains information concerning the location of items in a building. Read the passage carefully and answer the questions.

Reading:
ผมและครอบครัวอยู่บนชั้นสิบสามของตึกนี้ บ้านผมมีสองห้องนอนหนึ่งห้องน้ำ ในห้องรับแขกผมมีโต๊ะสีน้ำตาลหนึ่งตัว เก้าอี้สีขาวสองสามตัว มีทีวีอยู่บนโต๊ะ มีโซฟาอยู่ข้าง ๆโต๊ะ มีชั้นวางหนังสือสีดำข้าง ๆ ทีวี

(1) Which of the following **is not** found in the room described above?
(a) TV
(b) chairs
(c) table
(d) bed

(2) On what floor of the building does this person live?
(a) 3
(b) 5
(c) 13
(d) 15

(3) Where in the room is the sofa located?
(a) next to the table
(b) under the table
(c) against the wall
(d) behind TV and a bookshelf

(4) Where is the bookshelf located?
- (a) beside the TV
- (b) by the table
- (c) under the table
- (d) beside the sofa

(5) Draw a simple picture of this room with all the furniture items placed according to the text.

Activity 4
The following text contains information concerning the location and color of specific objects. Read the following passage and answer the questions.

Reading:
ห้องรับแขกผมสีขาว ในห้องรับแขกมีทีวีและชั้นวางหนังสือสีดำ ตู้เย็นสีขาว โต๊ะและ เก้าอี้สีน้ำตาล โต๊ะอยู่ตรงข้ามกับทีวี ชั้นวางหนังสืออยู่ติดกับทีวี ถัดจากห้องนี้เป็นห้องครัว

(1) Which of the following objects are of the same color?

Wall, table, TV, bookshelf, refrigerator

(2) Which room is being described?
- (a) living room
- (b) master bedroom
- (c) kitchen
- (d) bathroom

(3) What color is the table in the room?
- (a) green
- (b) yellow
- (c) brown
- (d) white

(4) From the TV, where is the table located?
- (a) behind TV
- (b) beside TV
- (c) under TV
- (d) opposite to the TV

(5) What is located next to the TV?
(a) a bed
(b) a bookshelf
(c) a radio
(d) a table

(6) What room is located next to this room?
(a) bedroom
(b) living room
(c) kitchen
(d) bathroom

Activity 6
Listen to the description of the following items and write down the colors mentioned in the space provided:

1._____
2._____
3._____
4._____
5._____

Activity 7
Make a list of your family members and write them in Thai.

Example:

father	พ่อ
mother	แม่
older sister	พี่สาว
older brother	พี่ชาย
me	ผม
younger sister	น้องสาว